

isollux™

Intelligent Lighting Solutions



Smart-Fit | **Light Plate VB**



Smart-Fit LED upgrade


The Smart-Fit Light Plate VB is the only product on the market specifically designed and developed for retro-fit installation within 450W Metal Halide, pyramidal lens enclosures. Now in its third generation it delivers guaranteed outstanding results without the need to replace your original luminaire enclosure and lens.

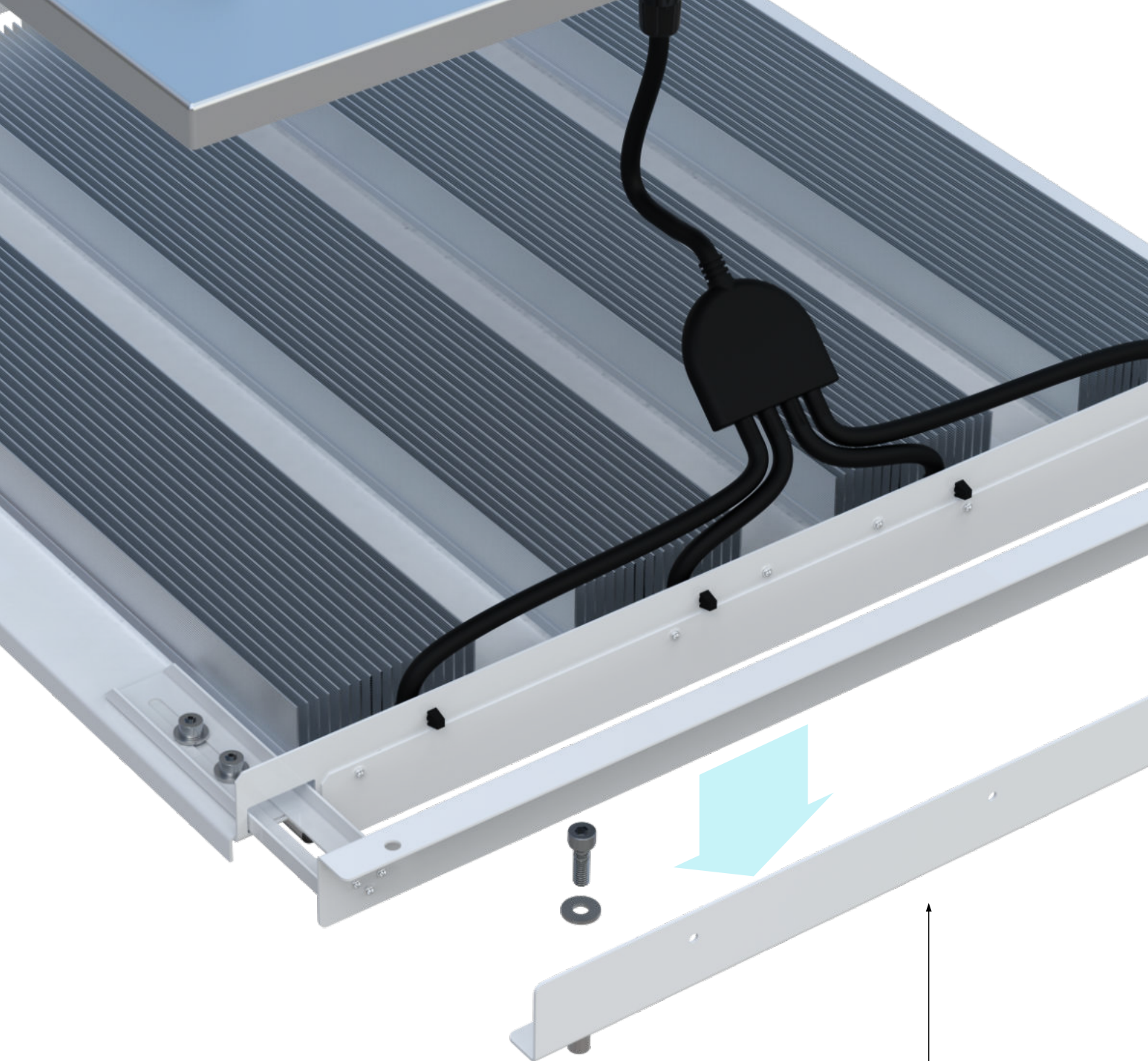
L90 > 100,000 Hrs | 150lm/W



Smart Thinking

Light Plate VB is supplied in two parts, a light source and lid custom manufactured to your required size with a simple tool free quick connector, that allows easy access for long term maintenance and cleaning. Designed to adapt to the depth and overall size of your existing enclosure.





Powder coated steel bracket with retaining bolts for seismic support and compliance.

Installs simply in minutes

Once the existing components are removed from the fitting simply rivet the angled brackets to the sides of the original enclosure, adjust and lock the brackets to size, position and anchor in place with bolts provided. Plug in the quick connector, position the lid and connect to power. Its as simple as that.


Three Power Tray Options

The power tray of the Light Plate VB shares the same heat sink and LED array as the latest Soffito product range, offering all of the benefits possible within the limits of your legacy lens*.

100W | 15,000lm

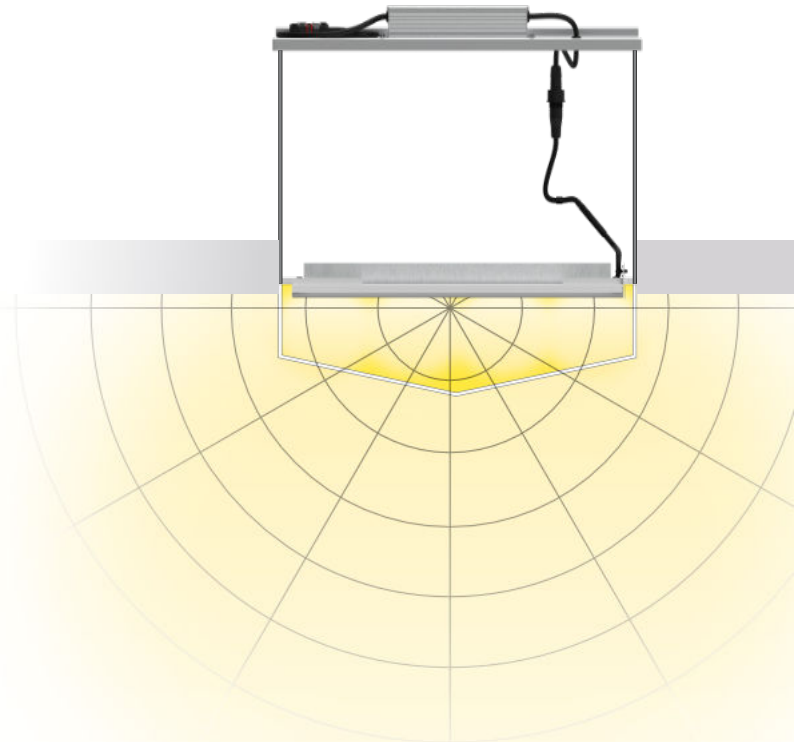
150W | 22,500lm

180W | 27,000lm



Adjustable bar, locks into position at the perfect size of your legacy enclosure, positioning the light source in the optimum position.

* Nominal output (lux) at Ta 25°C, based on CCT 5,000K, Ra85, R9≥10. Ra95 multiplier 0.92 before losses subject to legacy lens.



Primary Optics

The primary lens prevents damage to the LEDs during installation and eliminates spotting and glare, on white and stainless surfaces. The Light Plate VB is designed to meet all the challenges of the food processing industry and the power to raise and maintain lux levels and improve site safety.


- ▶ Eliminates dangerous reflections and glare
- ▶ Reduces work place accidents
- ▶ Eliminates shadows around complex machinery and aerial clutter
- ▶ Soft light + precise colour rendering improves visual acuity
- ▶ Improves accuracy during inspection and sanitation

Custom lid direct from factory

The vast majority of 200-450W MH fixtures feature square or rectangular tops generally with existing lids simply measure the outside of your existing fitting. For Isollux to manufacture a custom lid simply measure the outside of your existing fitting and we will do the rest.

Odd shape box?

Take a photo and contact us for options that include a frame that fits around your luminaire to accommodate our standard lid size or an alternative vented solution.*



IP67 brass pin barrel connector for easy connection to existing mains power supply.

SELV out to power tray with quick connector provides easy access for cleaning and maintenance

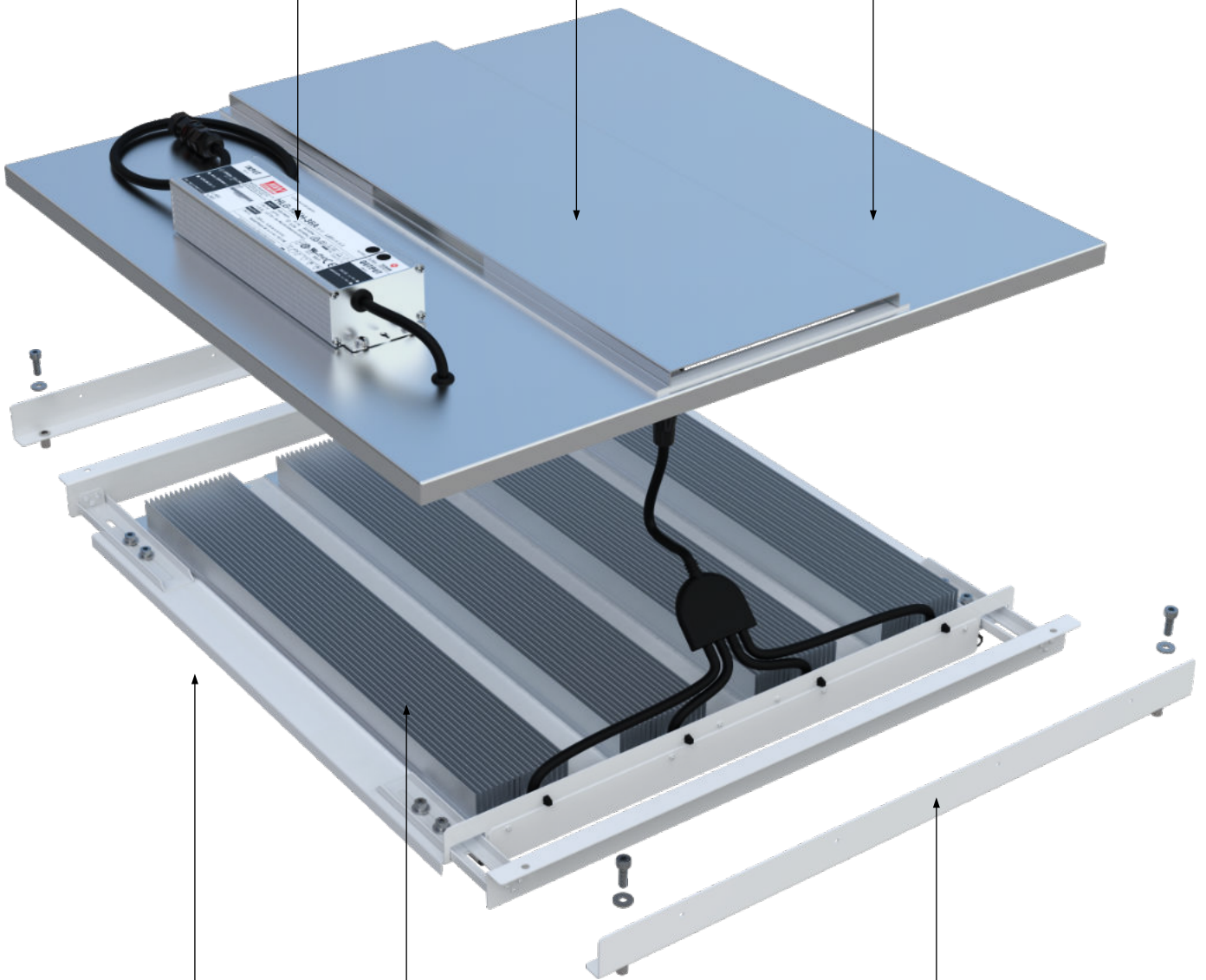
* CAD fees apply for shaped enclosure designs that cannot utilise the standard vent and may be subject to MOQ

Key benefits

External LED driver with quick connector to luminaire positioned to minimise thermal load on LEDs and maximise system service life.

Vented lid with stainless insect mesh produces natural convection current inside fixture to minimise thermal stress on LEDs.

Factory made custom lid to suit the exact size of your existing enclosure.



Food grade, shatter proof and impact resistant primary lens creates a glare and spot free wide angle distribution.

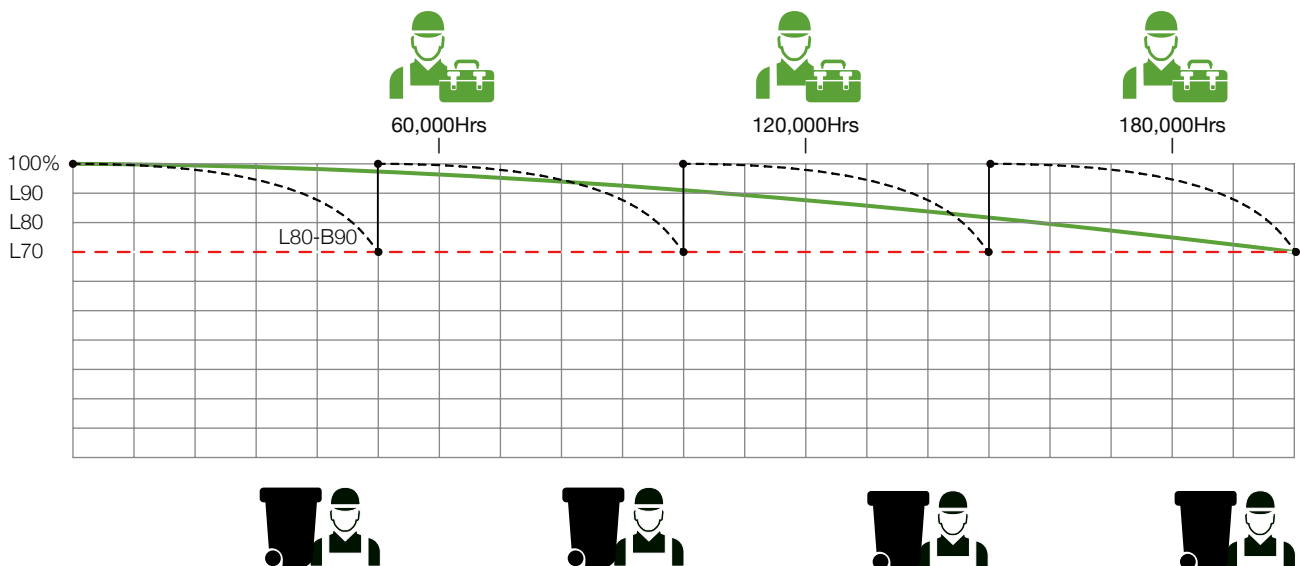
Dual chip high density HE LED arrays, optimised for long term performance with chemical and moisture resistant coating

After reflux soldering, each PCB is dipped and cured with a chemical and moisture resistant coating.

Maintain and save

Maintenance makes sense, financially, ecologically and practically. Our team can explain the true cost of short term thinking and help your business reduce costs and achieve a sustainable future, with regular maintenance of your fitting.

- ▶ Reduces total cost of ownership maximising ROI and NPV
- ▶ Reduces land fill, manufacturing and supply related carbon footprint by up to 400%
- ▶ Delivers a longer practical performance life (L90 >100,000 Hrs* - L70 > 200,000 Hrs)
- ▶ Supports planned and unscheduled maintenance to the maximum life of the fitting
- ▶ Minimizes downtime with easily maintained and replaceable parts
- ▶ Ensures continuity of fixtures on site
- ▶ Components easily dismantled at end of life for recycling



*HE Chipset L90 Lifetime calculated using 9,000hr independent LM80 photometry report, citing zero failures, using the Energy Star TM-21 protocol. Calculations are based on ambient temperatures of 25°C. With regular maintenance to keep heatsinks and vents clear from blockages. Assumes driver replacement as routine maintenance event at driver replacement at 60,000Hrs. Power tray replacement at schedule to suit customers lux requirements estimated $\geq 100,000$ Hrs



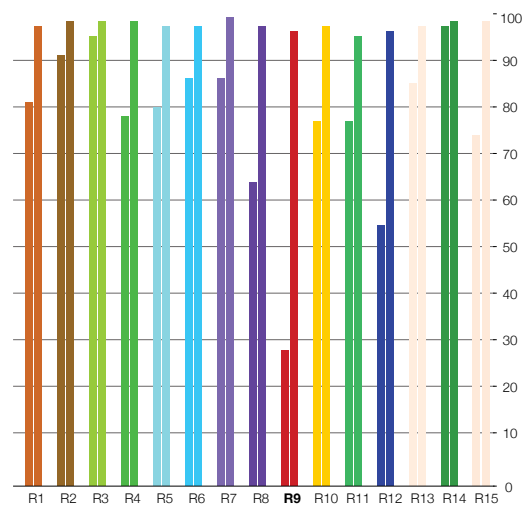
Colour rendering is critical

Consumers are highly discerning at the point of purchase.

Supermarkets have significantly improved their lighting. Accurate visual inspections during production and packaging are essential to present your products to the consumer. Your ability to undertake meaningful quality control is entirely dependent not only on meeting maintained lux levels, it is dependent on high quality colour rendering.

Isollux HE Chipsets, offer two grades of colour rendering, with a minimum $R9 \geq 20$ @ Ra 85 as standard. To deliver well balanced colour rich light, across the full spectrum. Our Ra85 HE Chipset surpasses the essential threshold for quality control and grading of fresh produce.

Optional Ra 95 $R9 \geq 90^*$ delivers perfect commercial grade colour rendering at no extra cost and without compromising on efficacy or maintained lux levels*. Light that meets or surpasses the conditions present in store.



*Factor 0.92 at Ra95 and increase luminaire wattage accordingly to maintain required lux levels.

A simple replacement option.

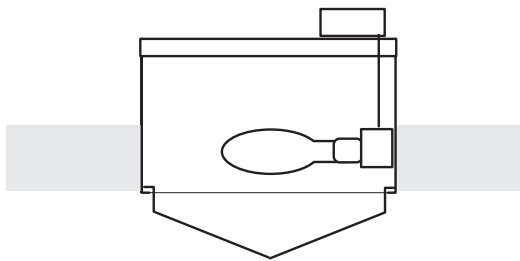
PREPARATION OF ORIGINAL FIXTURE

Ensure all power to the original luminaire is permanently disconnected prior to installation. Once power is disconnected internal obstructions such as lamp holders, cables and brackets can be removed safely.

Remove the lid from the original luminaire. If necessary cut the top away, using suitable tools and protection (removing all sharps). Ensure the surface is clean and level. Once preparation is complete you should be left with the original pyramid lens with a box size of approximately 590mm x 590mm and a minimum height of 300mm with no internal obstructions. Clean the original lens, remove any detritus and perform a visual inspection of the lens for damage.

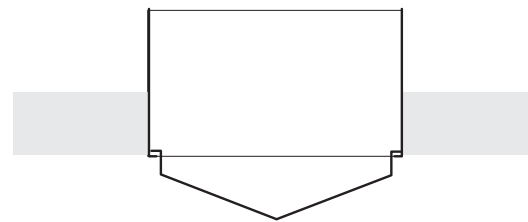
1.

Permanently disconnect and isolate electrical components prior to stripping the enclosure



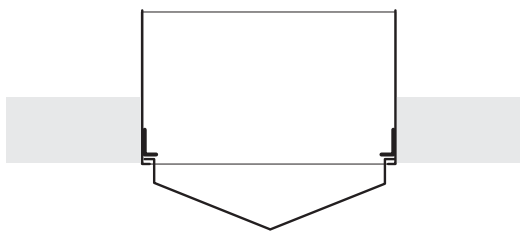
2.

Visually check the stripped enclosure and original lens for damage



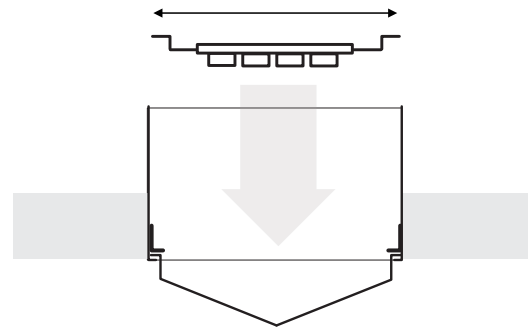
3.

Fix brackets provided at equal heights on either side. For best results, LED should be at or below the level of the opening when installed (subject to lens shape).



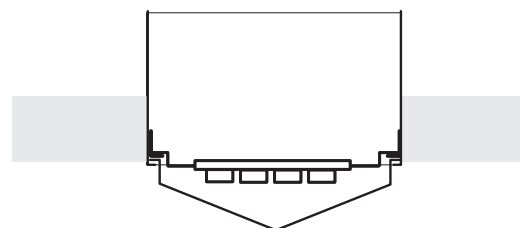
4.

Adjust width of arms to provide a suitable footprint onto the brackets approximately 4mm inside the overall width of the enclosure and lower into position



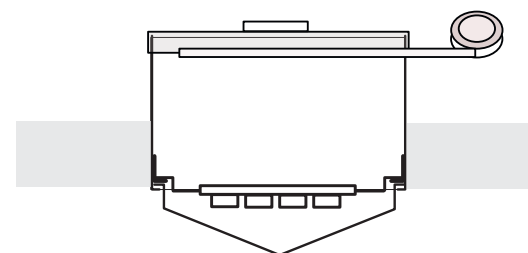
5.

Lock the Light Plate to the brackets at each corner using the screws provided for seismic restraint.

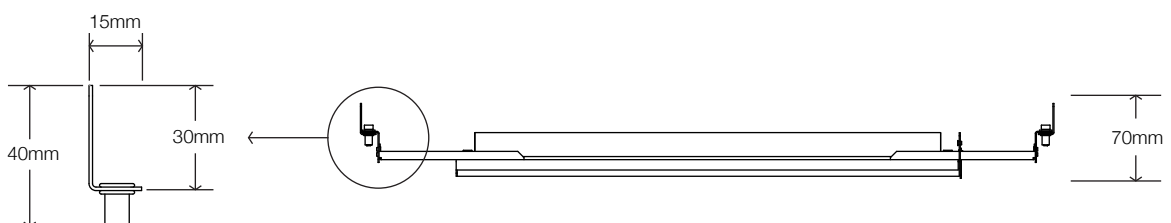
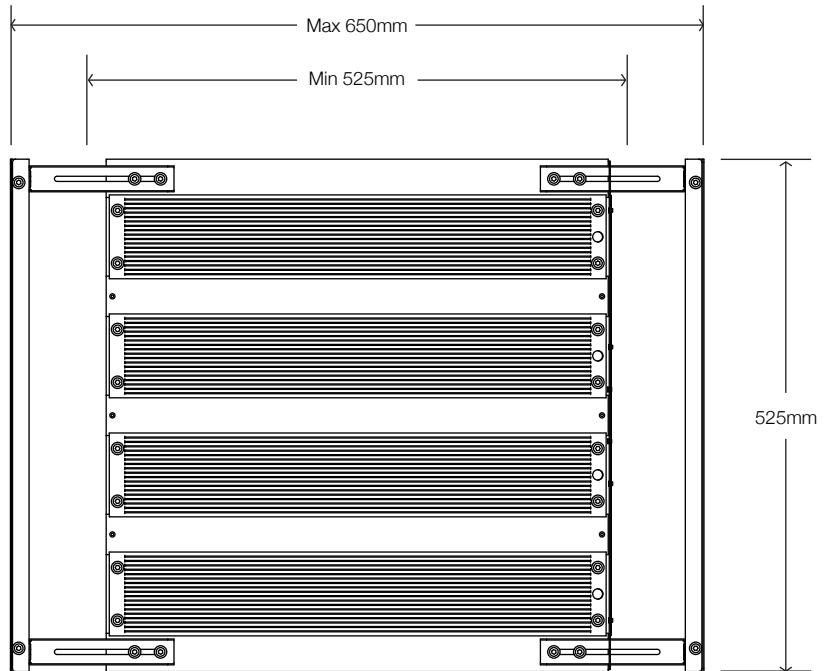
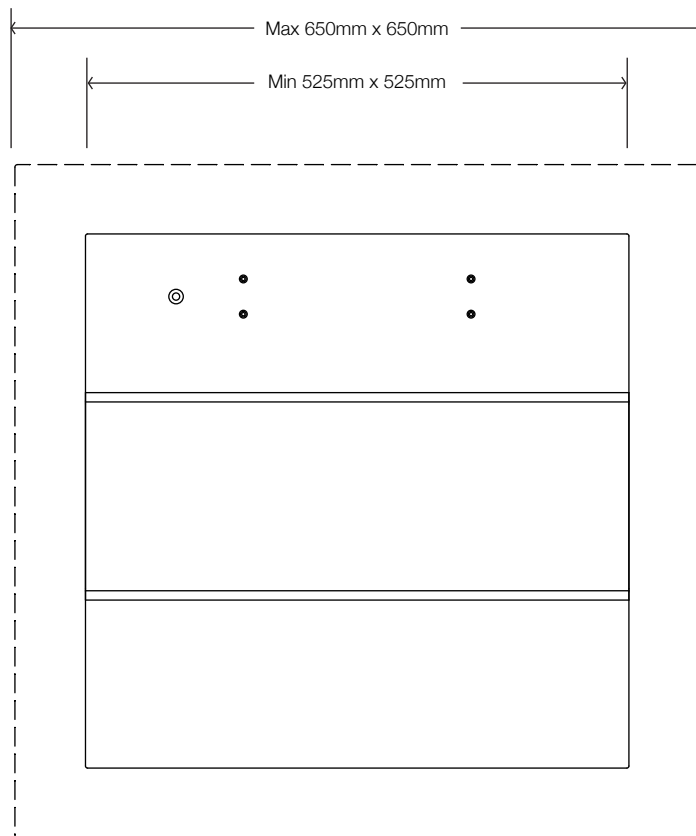


6.

Cover with lid provided ensuring the length of the vent runs parallel with the lens and heat sink below. Connect and test before taping lid to enclosure to seal.



Product sizing



Light Plate VB Specifications

HE Chipset and Meanwell HLG series drivers

PRODUCT	PERFORMANCE			AMBIENT		DRIVER	INRUSH	MAX PSU 16A	WARRANTY
Model Number	Output	Power	Efficiency	Min*	Max	Function	Amps	Type C Breaker	24/7 @ max (Ta)
100W									
LP-VB-HE-XYX-100W-ND	15,000lm	100W	150lm/W	-30°C	50°C	Non Dim	60A	8 @ 230 Vac	5 YRS
LP-VB-HE-XYX-100W-ND	15,000lm	100W	150lm/W	-30°C	50°C	0-10V	60A	8 @ 230 Vac	5 YRS
LP-VB-HE-XYX-100W-ZB	15,000lm	100W	150lm/W	-30°C	50°C	0-10V	60A	8 @ 230 Vac	5 YRS
LP-VB-HE-XYX-100W-DA	15,000lm	100W	150lm/W	-30°C	50°C	DALI	60A	8 @ 230 Vac	5 YRS
150W									
LP-VB-HE-XYX-150W-ND	22,500lm	150W	150lm/W	-30°C	50°C	Non Dim	50A	6 @ 230 Vac	5 YRS
LP-VB-HE-XYX-150W-ND	22,500lm	150W	150lm/W	-30°C	50°C	0-10V	50A	6 @ 230 Vac	5 YRS
LP-VB-HE-XYX-150W-ZB	22,500lm	150W	150lm/W	-30°C	50°C	0-10V	50A	6 @ 230 Vac	5 YRS
LP-VB-HE-XYX-150W-DA	22,500lm	150W	150lm/W	-30°C	50°C	DALI	50A	6 @ 230 Vac	5 YRS
180W									
LP-VB-HE-XYX-180W-ND	27,000lm	180W	150lm/W	-30°C	50°C	Non Dim	65A	6 @ 230 Vac	5 YRS
LP-VB-HE-XYX-180W-ND	27,000lm	180W	150lm/W	-30°C	50°C	0-10V	65A	6 @ 230 Vac	5 YRS
LP-VB-HE-XYX-180W-ZB	27,000lm	180W	150lm/W	-30°C	50°C	0-10V	65A	6 @ 230 Vac	5 YRS
LP-VB-HE-XYX-180W-DA	27,000lm	180W	150lm/W	-30°C	50°C	DALI	60A	6 @ 230 Vac	5 YRS

(X) Correlated Colour Temperature options include: 4000°K **(4)** | 5000°K **(5)** | 6000°K **(6)**

(YY) Ra (CRI) Options include Ra85 **(85)**, Ra95. **(95)** Example: 5,000k Ra85, XYX = 585

ND Non dimming (Vo to reduce output) | **DM** 1-10V Dimming | **ZB** 1-10V Dimming (Excludes sensor)* | **DA** DALI

*At extreme temperatures condensation may arise from legacy lens and enclosure

Light Plate VB Specifications

UT Chipset and Meanwell HLG series drivers

PRODUCT	PERFORMANCE			AMBIENT		DRIVER	INRUSH	MAX PSU 16A	WARRANTY
Model Number	Output	Power	Efficiency	Min*	Max	Function	Amps	Type C Breaker	24/7 @ max (Ta)
100W									
LP-VB-UT-XYX-100W-ND	13,000lm	100W	130lm/W	-30°C	50°C	Non Dim	60A	8 @ 230 Vac	5 YRS
LP-VB-UT-XYX-100W-ND	13,000lm	100W	130lm/W	-30°C	50°C	0-10V	60A	8 @ 230 Vac	5 YRS
LP-VB-UT-XYX-100W-ZB	13,000lm	100W	130lm/W	-30°C	50°C	0-10V	60A	8 @ 230 Vac	5 YRS
LP-VB-UT-XYX-100W-DA	13,000lm	100W	130lm/W	-30°C	50°C	DALI	60A	8 @ 230 Vac	5 YRS
150W									
LP-VB-UT-XYX-150W-ND	19,500lm	150W	130lm/W	-30°C	50°C	Non Dim	50A	6 @ 230 Vac	5 YRS
LP-VB-UT-XYX-150W-ND	19,500lm	150W	130lm/W	-30°C	50°C	0-10V	50A	6 @ 230 Vac	5 YRS
LP-VB-UT-XYX-150W-ZB	19,500lm	150W	130lm/W	-30°C	50°C	0-10V	50A	6 @ 230 Vac	5 YRS
LP-VB-UT-XYX-150W-DA	19,500lm	150W	130lm/W	-30°C	50°C	DALI	50A	6 @ 230 Vac	5 YRS
180W									
LP-VB-UT-XYX-180W-ND	23,400lm	180W	130lm/W	-30°C	50°C	Non Dim	65A	6 @ 230 Vac	5 YRS
LP-VB-UT-XYX-180W-ND	23,400lm	180W	130lm/W	-30°C	50°C	0-10V	65A	6 @ 230 Vac	5 YRS
LP-VB-UT-XYX-180W-ZB	23,400lm	180W	130lm/W	-30°C	50°C	0-10V	65A	6 @ 230 Vac	5 YRS
LP-VB-UT-XYX-180W-DA	23,400lm	180W	130lm/W	-30°C	50°C	DALI	60A	6 @ 230 Vac	5 YRS

(X) Correlated Colour Temperature options include: 4000°K **(4)** | 5000°K **(5)** | 6000°K **(6)**

(YY) Ra (CRI) Options include Ra85 **(85)**, Ra95. **(95)** Example: 5,000k Ra85, XYX = 585

ND Non dimming (Vo to reduce output) | **DM** 1-10V Dimming | **ZB** 1-10V Dimming (Excludes sensor)* | **DA** DALI

*At extreme temperatures condensation may arise from legacy lens and enclosure



Contact: Chris Wheatley

Mobile: + 64 21 343 456

Telephone: + 64 9 446 0822

E.mail: chris.wheatley@isollux.com

Regional Authorised Global Partners can be found in the following locations

Sydney – Australia | Fresno – USA | Hong Kong – China | Jaingxi – China